

GLASS PASSIVATED BRIDGE RECTIFIERS

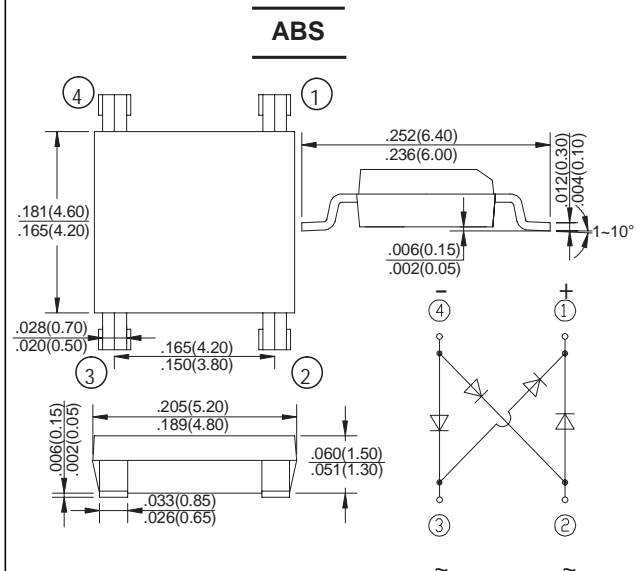
REVERSE VOLTAGE - 50 to 1000 Volts
FORWARD CURRENT - 2.0 Amperes

FEATURES

- Rating to 1000V PRV
- Ideal for printed circuit board
- Reliable low cost construction utilizing molded plastic technique
- The plastic material has UL flammability classification 94V-0
- In compliance with EU RoHS 2002/95/EC directives

MECHANICAL DATA

- Polarity : As marked on Body
- Mounting position : Any



Unit: inches (mm)

MAXIMUM RATINGS AND ELECTRICAL CHARACTERISTICS

Ratings at 25°C ambient temperature unless otherwise specified.
Single phase, half wave, 60Hz, resistive or inductive load.
For capacitive load, derate current by 20%

PARAMETER	SYMBOL	ABS 205	ABS 21	ABS 22	ABS 24	ABS 26	ABS 28	ABS 210	UNIT
Maximum recurrent peak reverse voltage	VRRM	50	100	200	400	600	800	1000	V
Maximum RMS bridge input voltage	VRMS	35	70	140	280	420	560	700	V
Maximum DC blocking voltage	VDC	50	100	200	400	600	800	1000	V
Maximum average forward rectified current @TA=50	IF	2.0							A
I ² t Rating for fusing (t < 8.3mS)	I ² t	14.9							A ² sec
Peak forward surge current, single sine-wave superimposed on rated load (JEDEC method)	IFSM	60							A
Maximum instantaneous Forward Voltage Drop per element at 2.0A DC	VF	1.0							V
Maximum DC Reverse Current @TA=25 at Rated DC Blocking Voltage @TA=100	IR	5.0 500							uA
Typical Thermal Resistance	RTHJA	62.5							°C/W
Storage Temperature Range	TSTG	-55 to +150							°C
Operating Temperature Range	TJ	-55 to +150							°C

FIG.1 FORWARD CURRENT DERATING CURVE

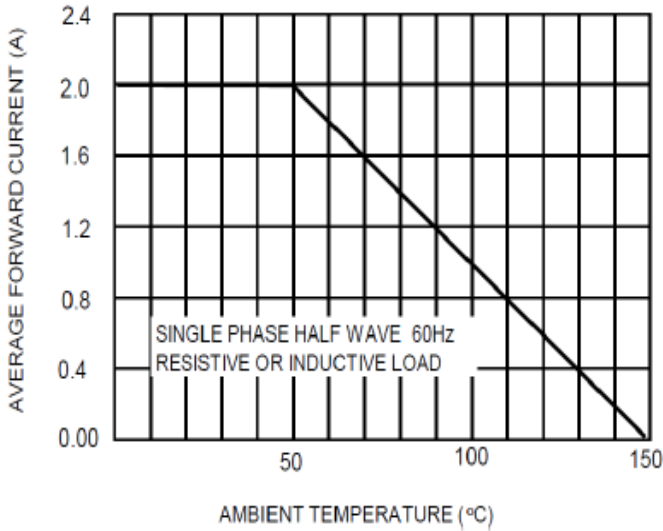


FIG.2 TYPICAL FORWARD CHARACTERISTICS

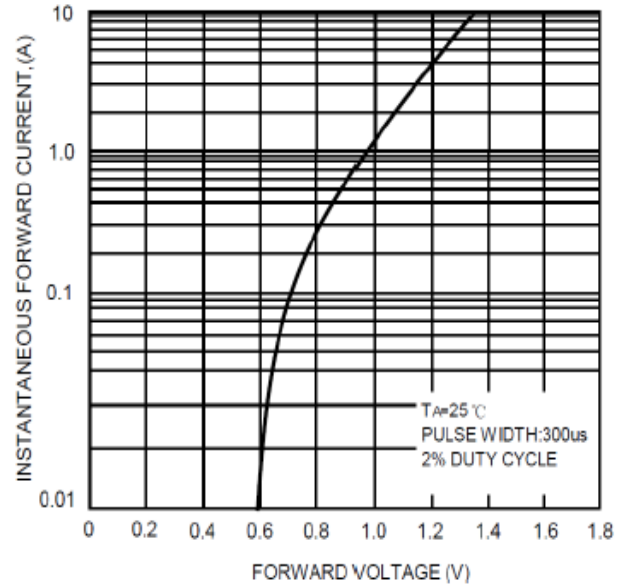


FIG.3 MXIMUM NON-REPETITIVE SURGE CURRENT

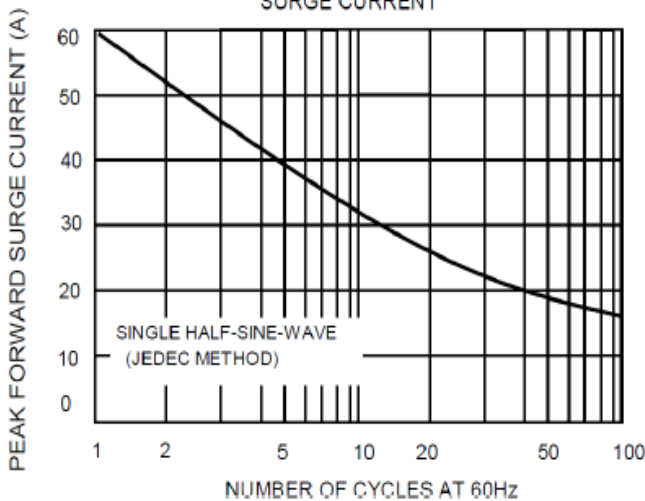


FIG. 4 TYPICAL REVERSE CHARACTERISTICS

