HYPERFAST RECOVERY RECTIFIER	REVERSE VOLTAGE 600 Volts FORWARD CURRENT 10 Amperes

FEATURES

- Low forward voltage drop
- High current capability
- High reliability
- High surge current capability
- High speed switching

MECHANICAL DATA

- Case: ITO-220AC
- Polarity: Cathode Band
- Weight: 1.90 grams

ITO-22OAC

MAXIMUM RATINGS AND ELECTRICAL CHARACTERISTICS
Ratings at 25°C ambient temperature unless otherwise specified.
Single phase, half wave, 60Hz, resistive or inductive load.
For capacitive load, derate current by 20%

Characteristics	Symbol	UF10S06FST		Unit
Maximum Repetitive Peak Reverse Voltage	V_{RRM}	600		V
RMS Reverse Voltage	V_{RMS}	420		V
Forward Voltage Drop I_F=2A T_J=25°C I_F=10A T_J=25°C	V_F	Typ. 1.10 -	Max. - 2.20	V
Maximum Reverse Current at Rated V_{RRM}, T_J=25°C T_J=125°	I_R	2 50		μA
Maximum Average Forward Rectified Current Total device	I_F	10		A
Peak Forward Surge Current, 8.3 ms Single Half Sine-wave Superimposed on Rated Load	I_{FSM}	110		A
Reverse Recovery Time	Trr	Typ. 16	Max. 18	nS
Typical Thermal Range	$R_{\theta JC}$	3		°C/W
Junction and StorageTemperature Range	T_J, T_{STG}	-55 to +175		°C

Rating and Characteristic Curves

FIG. 1-Typical Forward Current Derating Curve

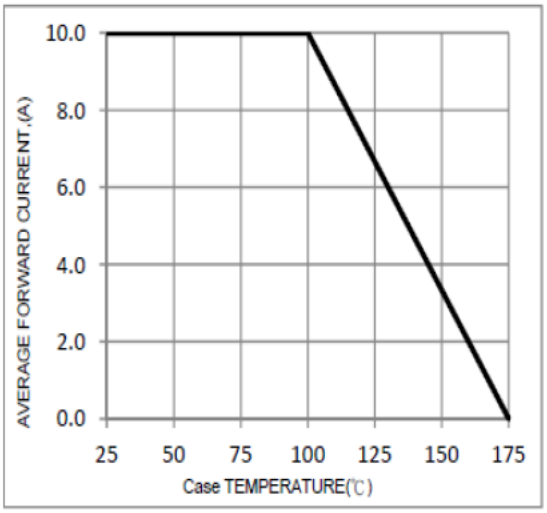

FIG. 2-Typical Forward Characteristics

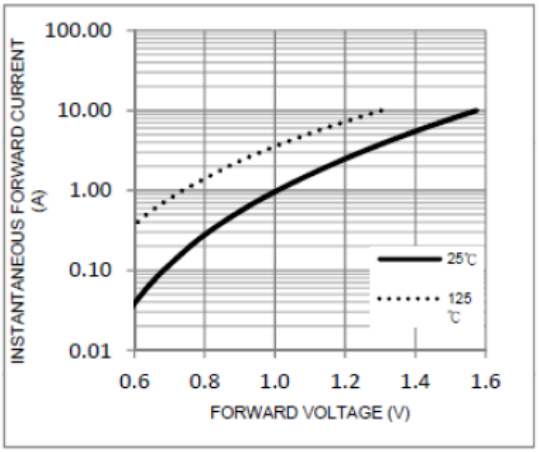

FIG. 3-Maximum Non-Repetitive Forward Surge Current

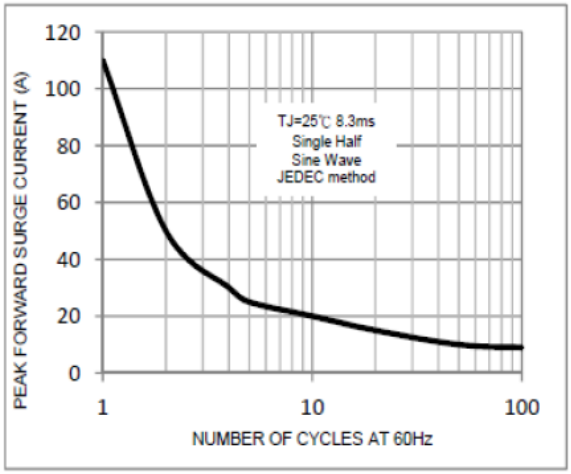
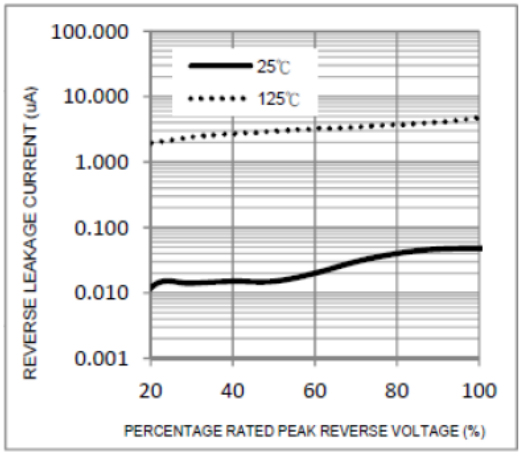
FIG. 4-Typical Reverse Characteristics